

**XLPE Insulated Power Cable (Chinese standard)**



**Application :** This product is suitable for transmission and distribution system at the voltage from LV to MV. The power cables can be flame retardant when used as type ZR.



**Installation Temperature:** The installation temperature should be over 0°C. If the ambient temperature is lower than 0°C, the cable should be preheated.

**Operating Temperature:** Max permissible continuous operating temperature of conductor shall not exceed 90°C.

**Conductor Short-circuit Temperature:** Max temperature at short-circuit shall not exceed 250°C. The short-circuit duration shall not exceed 5 seconds.



**Bending Radius:** 20(d+D)±5% for single core cable, 15(d+D)±5% for multi-core cable  
 D = Actual outer diameter of cable (mm) , d = Actual diameter of the conductor (mm)



**Standard:** IEC 60502, GB/T 12706, or other standards required by customers. The requirement for flame retardant property is according to IEC 60332-3 and GB 18380.



**Packing:** Steel/wooden reel, wooden reel or steel reel.



**Type, Description and Application of Cable**

Type	Description	Application
YJV YJLV	Cu or Al conductor XLPE insulated PVC sheathed power cable	It is installed in indoor or outdoor, and can be pulled with a proper force during installation, but unable to bear external mechanical force. Single core cable is not permitted to install in magnetic duct.
ZR-YJV ZR-YJLV	Cu or Al conductor XLPE insulated PVC sheathed flame retardant power cable	
YJV <sub>22</sub> YJLV <sub>22</sub>	Cu or Al conductor XLPE insulated steel tape armoured PVC sheathed power cable	It is installed under ground and able to bear external mechanical force, but unable to bear large pulling force.
ZR-YJV <sub>22</sub> ZR-YJLV <sub>22</sub>	Cu or Al conductor XLPE insulated steel tape armoured PVC sheathed flame retardant power cable	
YJV <sub>32</sub> YJLV <sub>32</sub>	Cu or Al conductor XLPE insulated steel wire armoured PVC sheathed power cable	It is installed under water or where the cable route is with large difference of level. It is able to bear external mechanical force and proper pulling force.
ZR-YJV <sub>32</sub> ZR-YJLV <sub>32</sub>	Cu or Al conductor XLPE insulated steel wire armoured PVC sheathed flame retardant power cable	

\* L: Aluminium conductor

**Supply Range**

Type	No. of Cores	Rated Voltage (kV)						
		0.6/1	3.6/6	6/6 6/10	8.7/10 8.7/15	12/20	21/35	26/35 26/45
		Nominal Area of Conductor (sq. mm)						
YJV, YJLV ZR-YJV, ZR-YJLV	1	1.5 to 240	25 to 500	25 to 500	25 to 500	35 to 500	50 to 500	50 to 500
	3	1.5 to 240	25 to 300	25 to 300	25 to 300	35 to 300	---	---
YJV <sub>22</sub> , YJLV <sub>22</sub> ZR-YJV <sub>22</sub> , ZR-YJLV <sub>22</sub>	3	10 to 240	25 to 300	25 to 300	25 to 300	35 to 300	---	---
YJV <sub>32</sub> , YJLV <sub>32</sub> ZR-YJV <sub>32</sub> , ZR-YJLV <sub>32</sub>	3	10 to 240	25 to 300	25 to 300	25 to 300	35 to 300	---	---

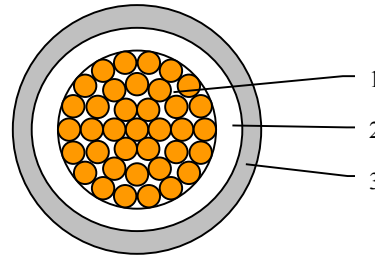
\* 1kV 4-core XLPE cable is also in our supply range.

**0.6/1kV XLPE Insulated PVC Sheathed Power Cable**

**Type YJV, YJLV, ZR-YJV, ZR-YJLV**

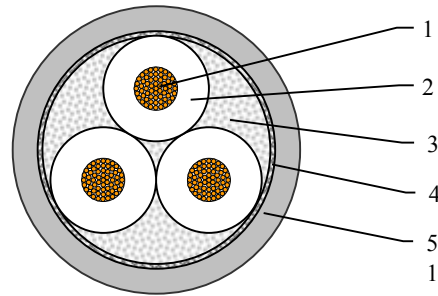
**1-core**

No.	Construction and materials
1	Copper or aluminium conductor
2	XLPE insulation
3	Non-flame retardant or flame retardant PVC sheath



**3-core**

No.	Construction and materials
1	Copper or aluminium conductor
2	XLPE insulation
3	PP yarn or glass fiber rope filler
4	Non-woven cloth tape or glass fiber tape
5	Non-flame retardant or flame retardant PVC outersheath



### 0.6/1kV XLPE Insulated PVC Sheathed Power Cable

#### Type YJV, YJLV, ZR-YJV, ZR-YJLV

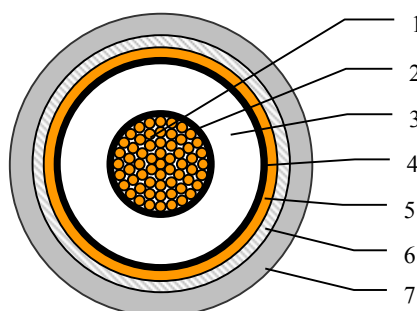
1-core			3-core		
Nominal Area of Conductor	Nominal Insulation Thickness	Approx. Overall Diameter	Nominal Area of Conductor	Nominal Insulation Thickness	Approx. Overall Diameter
sq. mm	mm	mm	sq. mm	mm	mm
1×1.5	0.7	6	3×1.5	0.7	10
1×2.5	0.7	6	3×2.5	0.7	11
1×4	0.7	7	3×4	0.7	12
1×6	0.7	7	3×6	0.7	13
1×10	0.7	8	3×10	0.7	15
1×16	0.7	9	3×16	0.7	17
1×25	0.9	10	3×25	0.9	21
1×35	0.9	12	3×35	0.9	23
1×50	1.0	13	3×50	1.0	27
1×70	1.1	14	3×70	1.1	30
1×95	1.1	16	3×95	1.1	34
1×120	1.2	18	3×120	1.2	38
1×150	1.4	21	3×150	1.4	42
1×185	1.6	23	3×185	1.6	45
1×240	1.7	25	3×240	1.7	51

### 3.6/6kV to 26/45kV XLPE Insulated PVC Sheathed Power Cable

#### Type YJV, YJLV, ZR-YJV, ZR-YJLV

##### 1-core

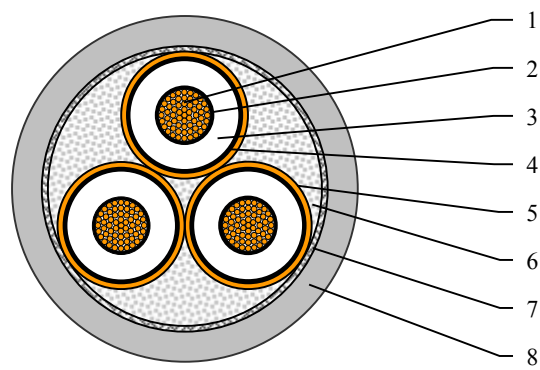
No.	Construction and materials
1	Copper or aluminium conductor
2	Semi-conductive conductor screen
3	XLPE insulation
4	Semi-conductive insulation screen
5	Copper tape screen
6	Non-woven cloth tape or glass fiber tape
7	Non-flame retardant or flame retardant PVC sheath



##### 3-core

No.	Construction and materials
1	Copper or aluminium conductor
2	Semi-conductive conductor screen
3	XLPE insulation
4	Semi-conductive insulation screen
5	Copper tape screen
6	PP yarn or glass fiber rope filler
7	Non-woven cloth tape or glass fiber tape
8	Non-flame retardant or flame

retardant PVC outsheath



**3.6/6kV XLPE Insulated PVC Sheathed Power Cable**  
**Type YJV, YJLV, ZR-YJV, ZR-YJLV**

1-core			3-core		
Nominal Area of Conductor	Nominal Insulation Thickness	Approx. Overall Diameter	Nominal Area of Conductor	Nominal Insulation Thickness	Approx. Overall Diameter
sq. mm	mm	mm	sq. mm	mm	mm
1×25	2.5	19	3×25	2.5	40
1×35	2.5	20	3×35	2.5	43
1×50	2.5	21	3×50	2.5	46
1×70	2.5	23	3×70	2.5	49
1×95	2.5	24	3×95	2.5	53
1×120	2.5	26	3×120	2.5	57
1×150	2.5	27	3×150	2.5	61
1×185	2.5	29	3×185	2.5	63
1×240	2.6	32	3×240	2.6	70
1×300	2.8	34	3×300	2.8	75
1×400	3.0	38	---	---	---
1×500	3.2	41	---	---	---

**6/6kV, 6/10kV XLPE Insulated PVC Sheathed Power Cable**  
**Type YJV, YJLV, ZR-YJV, ZR-YJLV**

1-core			3-core		
Nominal Area of Conductor	Nominal Insulation Thickness	Approx. Overall Diameter	Nominal Area of Conductor	Nominal Insulation Thickness	Approx. Overall Diameter
sq. mm	mm	mm	sq. mm	mm	mm
1×25	3.4	20	3×25	3.4	42
1×35	3.4	22	3×35	3.4	44
1×50	3.4	23	3×50	3.4	46
1×70	3.4	24	3×70	3.4	50
1×95	3.4	26	3×95	3.4	54
1×120	3.4	28	3×120	3.4	58
1×150	3.4	30	3×150	3.4	62
1×185	3.4	31	3×185	3.4	65
1×240	3.4	34	3×240	3.4	71
1×300	3.4	36	3×300	3.4	75
1×400	3.4	39	---	---	---
1×500	3.4	42	---	---	---

**8.7/10kV, 8.7/15kV XLPE Insulated PVC Sheathed Power Cable**

**Type YJV, YJLV, ZR-YJV, ZR-YJLV**

1-core			3-core		
Nominal Area of Conductor	Nominal Insulation Thickness	Approx. Overall Diameter	Nominal Area of Conductor	Nominal Insulation Thickness	Approx. Overall Diameter
sq. mm	mm	mm	sq. mm	mm	mm
1×25	4.5	23	3×25	4.5	50
1×35	4.5	24	3×35	4.5	53
1×50	4.5	25	3×50	4.5	55
1×70	4.5	27	3×70	4.5	58
1×95	4.5	29	3×95	4.5	63
1×120	4.5	30	3×120	4.5	66
1×150	4.5	32	3×150	4.5	70
1×185	4.5	34	3×185	4.5	74
1×240	4.5	36	3×240	4.5	79
1×300	4.5	39	3×300	4.5	84
1×400	4.5	42	---	---	---
1×500	4.5	45	---	---	---

**12/20kV XLPE Insulated PVC Sheathed Power Cable**

**Type YJV, YJLV, ZR-YJV, ZR-YJLV**

1-core			3-core		
Nominal Area of Conductor	Nominal Insulation Thickness	Approx. Overall Diameter	Nominal Area of Conductor	Nominal Insulation Thickness	Approx. Overall Diameter
sq. mm	mm	mm	sq. mm	mm	mm
1×35	5.5	27	3×35	5.5	57
1×50	5.5	29	3×50	5.5	60
1×70	5.5	30	3×70	5.5	63
1×95	5.5	32	3×95	5.5	67
1×120	5.5	34	3×120	5.5	71
1×150	5.5	35	3×150	5.5	74
1×185	5.5	38	3×185	5.5	78
1×240	5.5	40	3×240	5.5	84
1×300	5.5	43	3×300	5.5	89
1×400	5.5	45	---	---	---
1×500	5.5	48	---	---	---

**21/35kV XLPE Insulated PVC**

**Sheathed Power Cable**

**Type YJV, YJLV, ZR-YJV, ZR-YJLV**

1-core		
Nominal Area of Conductor	Nominal Insulation Thickness	Approx. Overall Diameter
sq. mm	mm	mm
1×50	9.3	37
1×70	9.3	38
1×95	9.3	40
1×120	9.3	42
1×150	9.3	44
1×185	9.3	45
1×240	9.3	48
1×300	9.3	50
1×400	9.3	53
1×500	9.3	55

**26/35kV, 26/45kV XLPE Insulated PVC**

**Sheathed Power Cable**

**Type YJV, YJLV, ZR-YJV, ZR-YJLV**

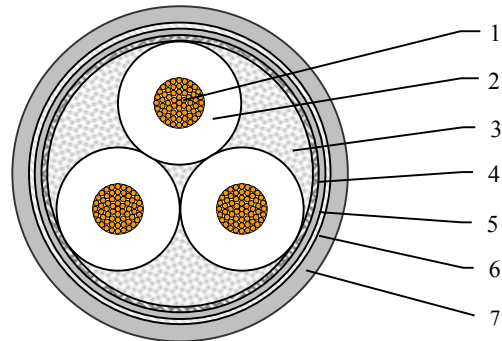
1-core		
Nominal Area of Conductor	Nominal Insulation Thickness	Approx. Overall Diameter
sq. mm	mm	mm
1×50	10.5	39
1×70	10.5	41
1×95	10.5	43
1×120	10.5	44
1×150	10.5	46
1×185	10.5	48
1×240	10.5	50
1×300	10.5	53
1×400	10.5	56
1×500	10.5	59

**0.6/1kV XLPE Insulated Steel Tape Armoured PVC sheathed Power Cable**

**Type YJV<sub>22</sub>, YJLV<sub>22</sub>, ZR-YJV<sub>22</sub>, ZR-YJLV<sub>22</sub>**

**3-core**

No.	Construction and materials
1	Copper or aluminium conductor
2	XLPE insulation
3	PP yarn or glass fiber rope filler
4	Non-woven cloth tape or glass fiber tape
5	Non-flame retardant or flame retardant PVC bedding
6	Steel tape armour
7	Non-flame retardant or flame retardant PVC outersheath

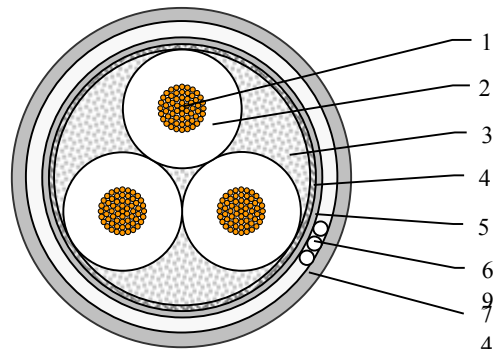


**0.6/1kV XLPE Insulated Steel Wire Armoured PVC sheathed Power Cable**

**Type YJV<sub>32</sub>, YJLV<sub>32</sub>, ZR-YJV<sub>32</sub>, ZR-YJLV<sub>32</sub>**

**3-core**

No.	Construction and materials
1	Copper or aluminium conductor
2	XLPE insulation
3	PP yarn or glass fiber rope filler
4	Non-woven cloth tape or glass fiber tape
5	Non-flame retardant or flame retardant PVC bedding
6	Steel wire armour
7	Non-flame retardant or flame retardant



PVC sheath
------------

**0.6/1kV XLPE Insulated Steel Tape Armoured PVC sheathed Power Cable**

**Type YJV<sub>22</sub>, YJLV<sub>22</sub>, ZR-YJV<sub>22</sub>, ZR- YJLV<sub>22</sub>**

3-core		
Nominal Area of Conductor	Nominal Insulation Thickness	Approx. Overall Diameter
sq.mm	mm	mm
3×10	0.7	18
3×16	0.7	22
3×25	0.9	25
3×35	0.9	27
3×50	1.0	30
3×70	1.1	35
3×95	1.1	39
3×120	1.2	42
3×150	1.4	48
3×185	1.6	51
3×240	1.7	56

**0.6/1kV 3-core XLPE Insulated Steel Wire Armoured PVC sheathed Power Cable**

**Type YJV<sub>32</sub>, YJLV<sub>32</sub>, ZR-YJV<sub>32</sub>, ZR-YJLV<sub>32</sub>**

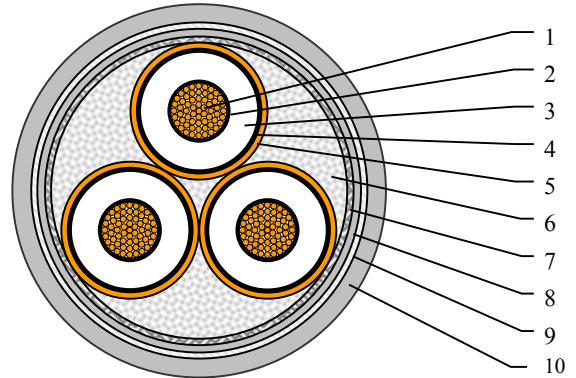
3-core		
Nominal Area of Conductor	Nominal Insulation Thickness	Approx. Overall Diameter
sq.mm	mm	mm
3×10	0.7	21
3×16	0.7	25
3×25	0.9	28
3×35	0.9	31
3×50	1.0	32
3×70	1.1	38
3×95	1.1	41
3×120	1.2	43
3×150	1.4	48
3×185	1.6	58
3×240	1.7	65

**3.6/6kV to 12/20kV XLPE Insulated Steel Tape Armoured PVC sheathed Power Cable**

**Type YJV<sub>22</sub>, YJLV<sub>22</sub>, ZR-YJV<sub>22</sub>, ZR- YJLV<sub>22</sub>**

**3-core**

No.	Construction and materials
1	Copper or aluminium conductor
2	Semi-conductive conductor screen
3	XLPE insulation
4	Semi-conductive insulation screen
5	Copper tape screen
6	PP yarn or glass fiber rope filler
7	Non-woven cloth tape or glass fiber tape
8	Non-flame retardant or flame retardant PVC bedding
9	Steel tape armour
10	Non-flame retardant or flame retardant PVC outersheath



**3.6/6kV XLPE Insulated Steel Tape  
Armoured PVC Sheathed Power Cable  
YJV<sub>22</sub>, YJLV<sub>22</sub>, ZR-YJV<sub>22</sub>, ZR- YJLV<sub>22</sub>**

3-core		
Nominal Area of Conductor	Nominal Insulation Thickness	Approx. Overall Diameter
sq.mm	mm	mm
3×25	2.5	46
3×35	2.5	49
3×50	2.5	52
3×70	2.5	55
3×95	2.5	60
3×120	2.5	63
3×150	2.5	67
3×185	2.5	71
3×240	2.6	77
3×300	2.8	83

**6.6/6kV, 6/10kV XLPE Insulated Steel Tape  
Armoured PVC Sheathed Power Cable  
YJV<sub>22</sub>, YJLV<sub>22</sub>, ZR-YJV<sub>22</sub>, ZR- YJLV<sub>22</sub>**

3-core		
Nominal Area of Conductor	Nominal Insulation Thickness	Approx. Overall Diameter
sq.mm	mm	mm
3×25	3.4	47
3×35	3.4	50
3×50	3.4	53
3×70	3.4	56
3×95	3.4	61
3×120	3.4	64
3×150	3.4	69
3×185	3.4	72
3×240	3.4	78
3×300	3.4	84

**8.7/10, 8.7/15kV XLPE Insulated Steel Tape  
Armoured PVC Sheathed Power Cable  
YJV<sub>22</sub>, YJLV<sub>22</sub>, ZR-YJV<sub>22</sub>, ZR- YJLV<sub>22</sub>**

3-core		
Nominal Area of Conductor	Nominal Insulation Thickness	Approx. Overall Diameter
sq. mm	mm	mm
3×25	4.5	53
3×35	4.5	55
3×50	4.5	58
3×70	4.5	61
3×95	4.5	66
3×120	4.5	70
3×150	4.5	73
3×185	4.5	77
3×240	4.5	84
3×300	4.5	89

**12/20kV XLPE Insulated Steel Tape Armoured  
PVC Sheathed Power Cable  
YJV<sub>22</sub>, YJLV<sub>22</sub>, ZR-YJV<sub>22</sub>, ZR- YJLV<sub>22</sub>**

3-core		
Nominal Area of Conductor	Nominal Insulation Thickness	Approx. Overall Diameter
sq. mm	mm	mm
---	---	---
3×35	5.5	63
3×50	5.5	66
3×70	5.5	69
3×95	5.5	74
3×120	5.5	77
3×150	5.5	82
3×185	5.5	86
3×240	5.5	92
3×300	5.5	97

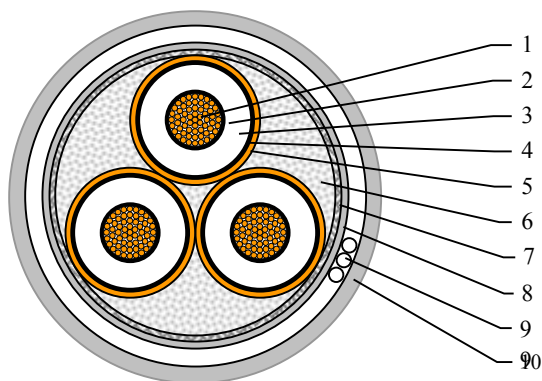


**3.6/6kV to 12/20kV XLPE Insulated Steel Wire Armoured PVC sheathed Power Cable**

**Type YJV<sub>32</sub>, YJLV<sub>32</sub>, ZR-YJV<sub>32</sub>, ZR-YJLV<sub>32</sub>**

**3-core**

No.	Construction and materials
1	Copper or aluminium conductor
2	Semi-conductive conductor screen
3	XLPE insulation
4	Semi-conductive insulation screen
5	Copper tape screen
6	PP yarn or glass fiber rope filler
7	Non-woven cloth tape or glass fiber tape
8	Non-flame retardant or flame retardant PVC bedding
9	Steel wire armour
10	Non-flame retardant or flame retardant PVC sheath



**3.6/6kV XLPE Insulated Steel Wire Armoured PVC Sheathed Power Cable**

**Type YJV<sub>32</sub>, YJLV<sub>32</sub>, ZR-YJV<sub>32</sub>, ZR-YJLV<sub>32</sub>**

3-core		
Nominal Area of Conductor	Nominal Insulation Thickness	Approx. Overall Diameter
sq. mm	mm	mm
3×25	2.5	49
3×35	2.5	52
3×50	2.5	57
3×70	2.5	60
3×95	2.5	64
3×120	2.5	68
3×150	2.5	71
3×185	2.5	76
3×240	2.6	81
3×300	2.8	87

**6.6/6kV, 6/10kV XLPE Insulated Steel Wire Armoured PVC Sheathed Power Cable**

**Type YJV<sub>32</sub>, YJLV<sub>32</sub>, ZR-YJV<sub>32</sub>, ZR-YJLV<sub>32</sub>**

3-core		
Nominal Area of Conductor	Nominal Insulation Thickness	Approx. Overall Diameter
sq. mm	mm	mm
3×25	3.4	50
3×35	3.4	53
3×50	3.4	58
3×70	3.4	61
3×95	3.4	65
3×120	3.4	69
3×150	3.4	73
3×185	3.4	76
3×240	3.4	82
3×300	3.4	88

**8.7/10kV, 8.7/15kV XLPE Insulated Steel Wire Armoured PVC Sheathed Power Cable**  
**Type YJV<sub>32</sub>, YJLV<sub>32</sub>, ZR-YJV<sub>32</sub>, ZR-YJLV<sub>32</sub>**

3-core		
Nominal Area of Conductor	Nominal Insulation Thickness	Approx. Overall Diameter
sq. mm	mm	mm
3×25	4.5	60
3×35	4.5	63
3×50	4.5	66
3×70	4.5	69
3×95	4.5	73
3×120	4.5	76
3×150	4.5	81
3×185	4.5	85
3×240	4.5	91
3×300	4.5	96

**12/20kV XLPE Insulated Steel Wire Armoured PVC Sheathed Power Cable**  
**Type YJV<sub>32</sub>, YJLV<sub>32</sub>, ZR-YJV<sub>32</sub>, ZR-YJLV<sub>32</sub>**

3-core		
Nominal Area of Conductor	Nominal Insulation Thickness	Approx. Overall Diameter
sq. mm	mm	mm
---	---	---
3×35	5.5	68
3×50	5.5	70
3×70	5.5	74
3×95	5.5	78
3×120	5.5	82
3×150	5.5	86
3×185	5.5	89
3×240	5.5	95
3×300	5.5	101